


South Carolina Statewide Poll Results



Poll Information

Conducted:

**November 15–16,
2016**

Number of Respondents:

600

Margin of Error:

+/-4.0%

Which issue should be the South Carolina legislature's top priority in the upcoming legislative session: improving roads or improving schools?

Improving Schools — 54%
Improving Roads — 33%
Unsure — 9%
Another issue — 3%

Which best describes your view of the state's role in funding public education?



48%

More funding to economically disadvantaged districts

40%

An equal amount of funding for each student

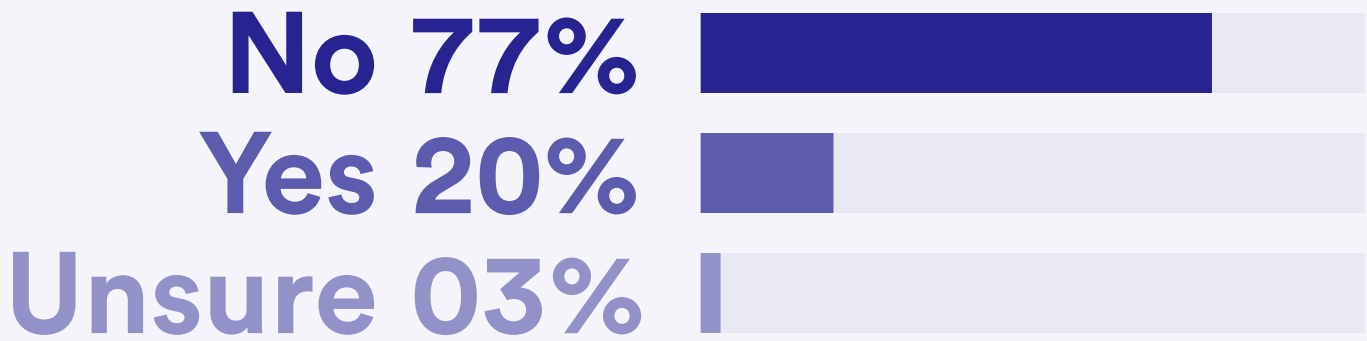
06%

State should not have a role in funding public education

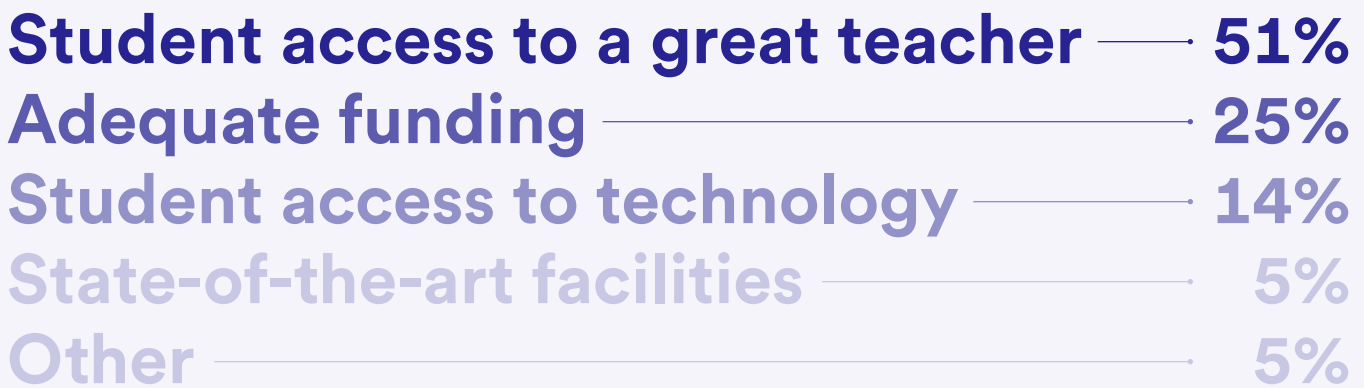
06%

Unsure


Do you think it's important for a student to have a teacher who shares his or her ethnic background or race?



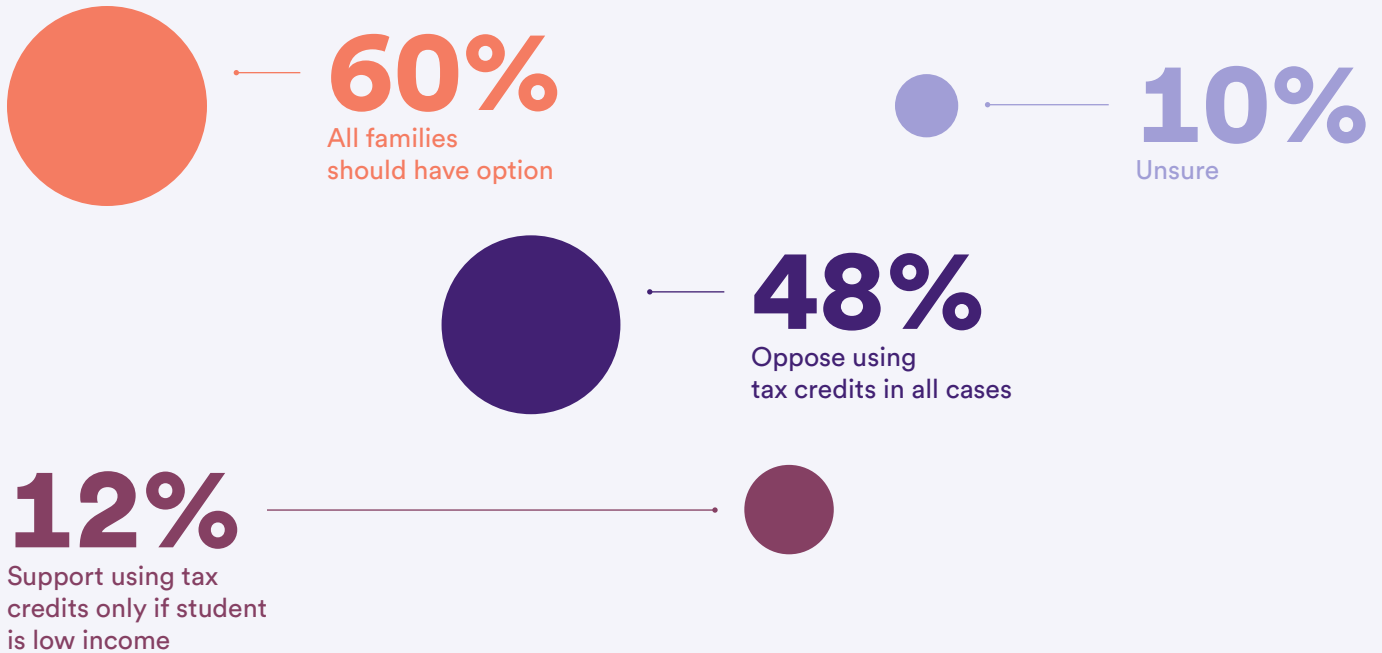
What do you think should be the legislature's most important priority with respect to public education (choose one)?



Which best describes your view of public charter schools in South Carolina?



Should families whose children are zoned to attend a low performing school receive state tax credits if they choose to send their children to a private school?



When you think of public schools in South Carolina, do you generally believe our public schools do or do not serve students well?

Yes, they do — 51%
No, they do not — 36%
Unsure — 13%

When you think of South Carolina public schools in comparison to public schools in other states, where do you think South Carolina public schools rank?




According to state assessments taken by South Carolina public school students, fewer than 3 in 10 8th graders are on track for college and only 14% of college juniors are considered “college-ready.” Which best describes your reaction to these facts?

62% Not surprised
26% Somewhat surprised
11% Very surprised
02% Unsure



If the state were to issue a report card to reflect the quality of your community school and school district, which type of grading format would make it easiest for you to understand the information?



If your community school were ranked as an “F” school by the state, how likely would you be to get involved with the school and either help or demand change?

38%
More likely

24%
Significantly more likely

15%
Less likely

22%
About the same



This polling was conducted with Live Operator interviews on November 15th and 16th, 2016. There were 600 interview respondents via landline phones and cells. All respondents were registered South Carolina voters and responses were balanced to scientifically represent the actual State makeup of registered voters. The margin of error is $\pm 4\%$.